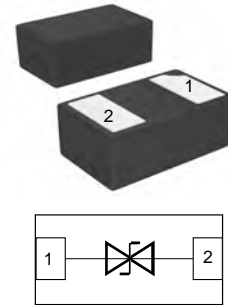


Features

- 100 Watts peak pulse power ($t_p = 8/20\mu s$)
- DFN1610-2 package
- Bidirectional configurations
- Solid-state silicon-avalanche technology
- Low clamping voltage
- Low leakage current
- Ultra low capacitance ($C_j = 0.7pF$)
- Protection one data/power line to:
 - IEC 61000-4-2 $\pm 25kV$ contact $\pm 25kV$ air
 - IEC 61000-4-4 (EFT) 40A (5/50ns)
 - IEC 61000-4-5 (Lightning) 7A (8/20 μs)



Mechanical Data

- **Case:** DFN1610-2 (plastic package)
Lead free; RoHS compliant; Halogen free
- **Molding Compound Flammability Rating:**
UL 94 V-0
- **Terminals:** High temperature soldering guaranteed:
260 °C/10 sec. at terminals

Applications

- Parallel & Serial Port Protection
- Personal Digital Assistant (PDA)
- Microcontroller Input Protection
- Cellular Phones
- Notebooks, Desktops and Servers

Absolute Maximum Ratings

Ratings at 25 °C, ambient temperature unless otherwise specified

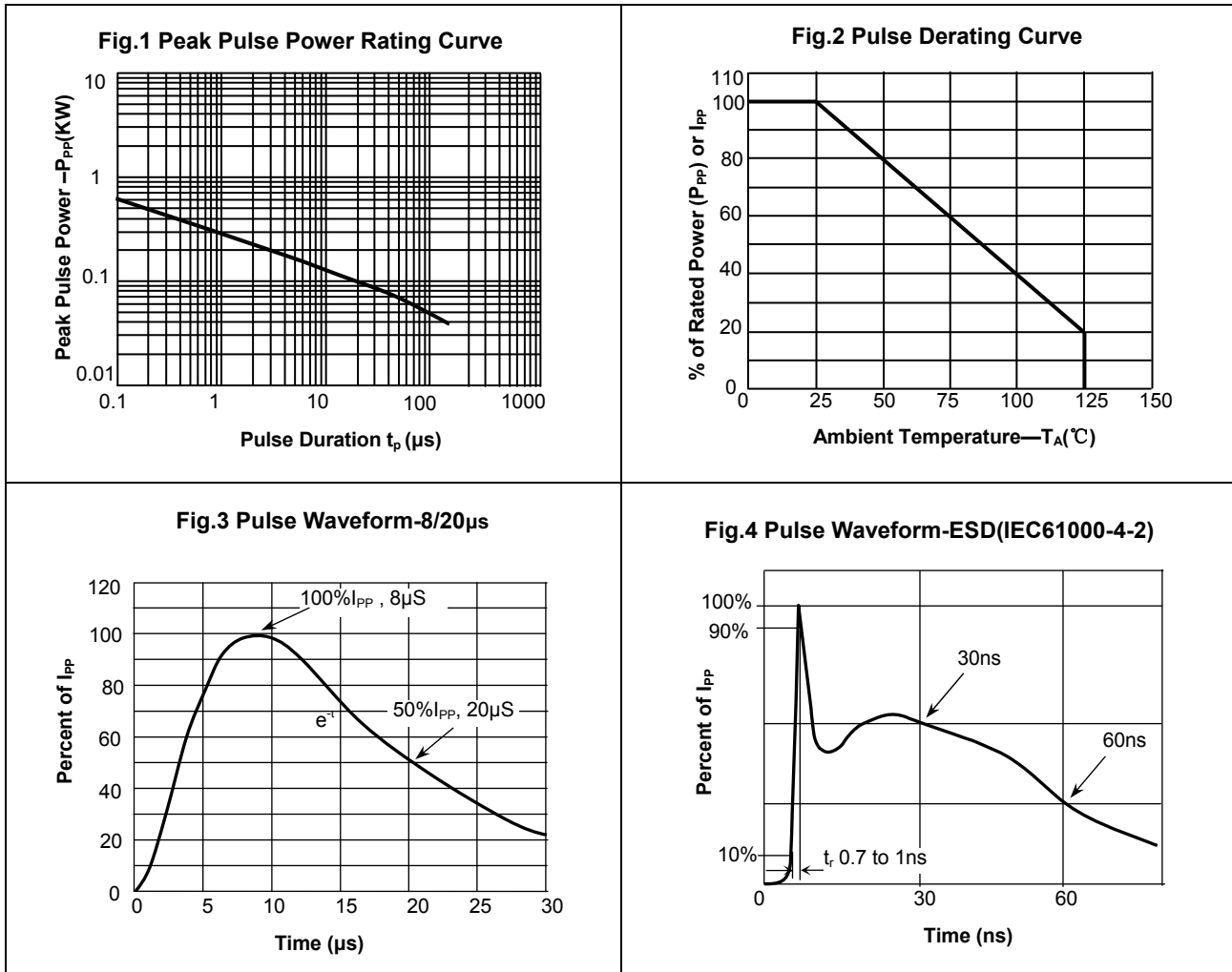
Parameter	Symbol	Value	Unit
Peak Pulse Power ($T_p = 8/20\mu s$)	P_{PP}	100	W
ESD contact/air discharge (IEC-61000-4-2)	V_{ESD}	25/25	kV
Peak Pulse Current ($t_p = 8/20\mu s$)	I_{PP}	7	A
Junction Temperature	T_J	-55 to +125	°C
Storage temperature	T_{STG}	-55 to +150	°C

Electrical Characteristics

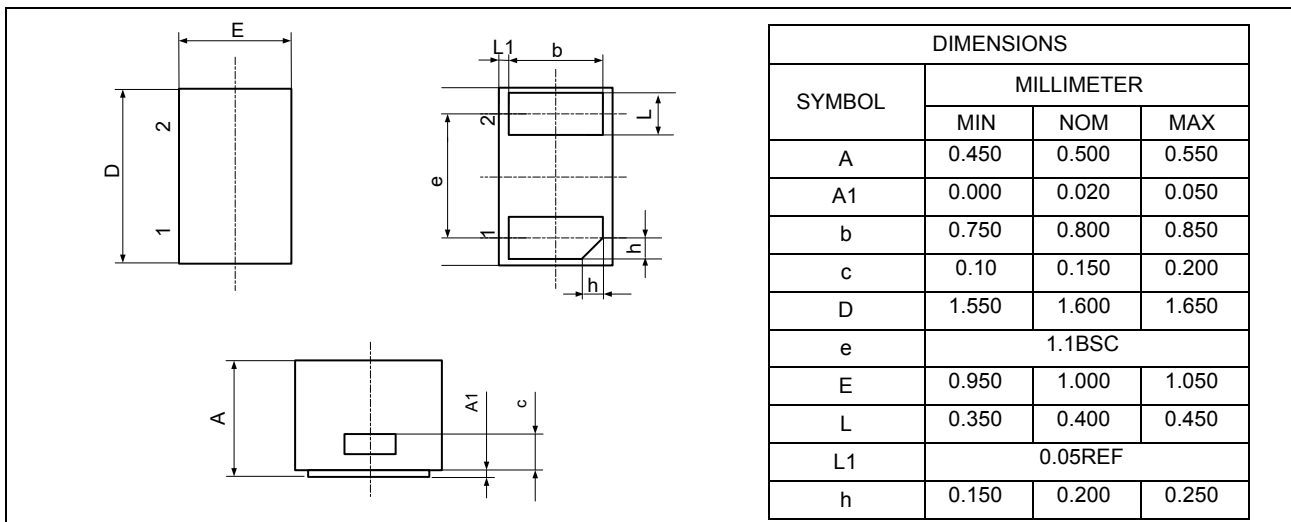
($T_A = 25\text{ °C}$ unless otherwise specified)

Parameter	Symbol	Condition	Min	Typ	Max	Unit
Reverse stand-off Voltage	V_{RWM}				5	V
Reverse Breakdown Voltage	V_{BR}	$I_T = 1mA$	6.0	8.0		V
Reverse Leakage Current	I_R	$V_R = 5V$			0.5	μA
Clamping Voltage (IEC 61000-4-5)	V_C	$I_{PP} = 7A$			16	V
Junction Capacitance	C_J	$V_R = 0V, f = 1MHz$		0.7		pF

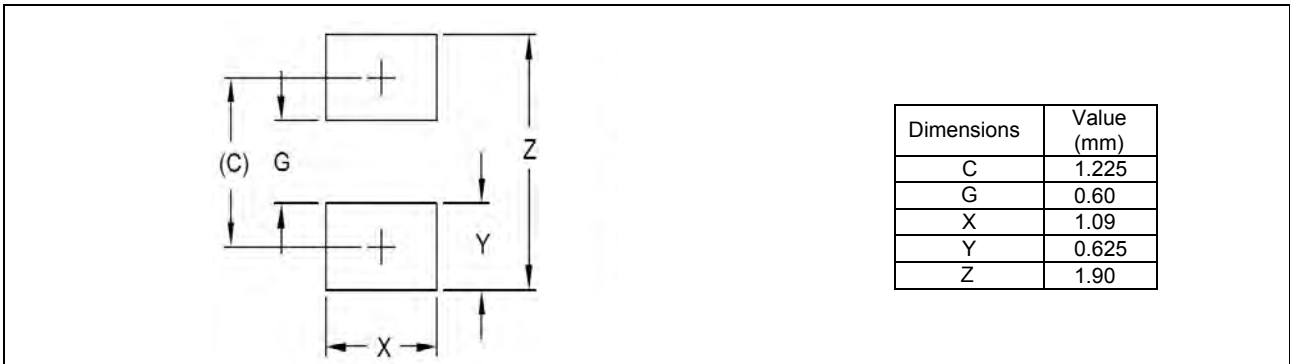
Typical Characteristics ($T_{amb} = 25\text{ }^{\circ}\text{C}$ unless otherwise specified)



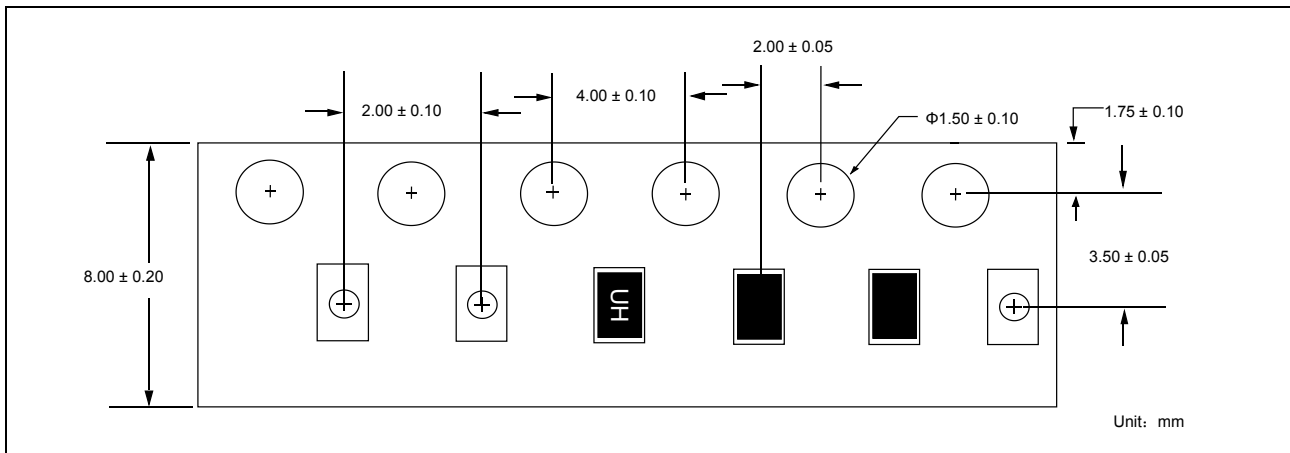
Package Dimensions



Pad Dimensions



Package Information



Marking



Ordering information

Order code	Package	Packaging option	Base quantity	Weight	Packaging specification
YEU16C20507AG	DFN1610-2	Tape and reel	10000pcs / reel	3.5mg	EIA STD RS-481